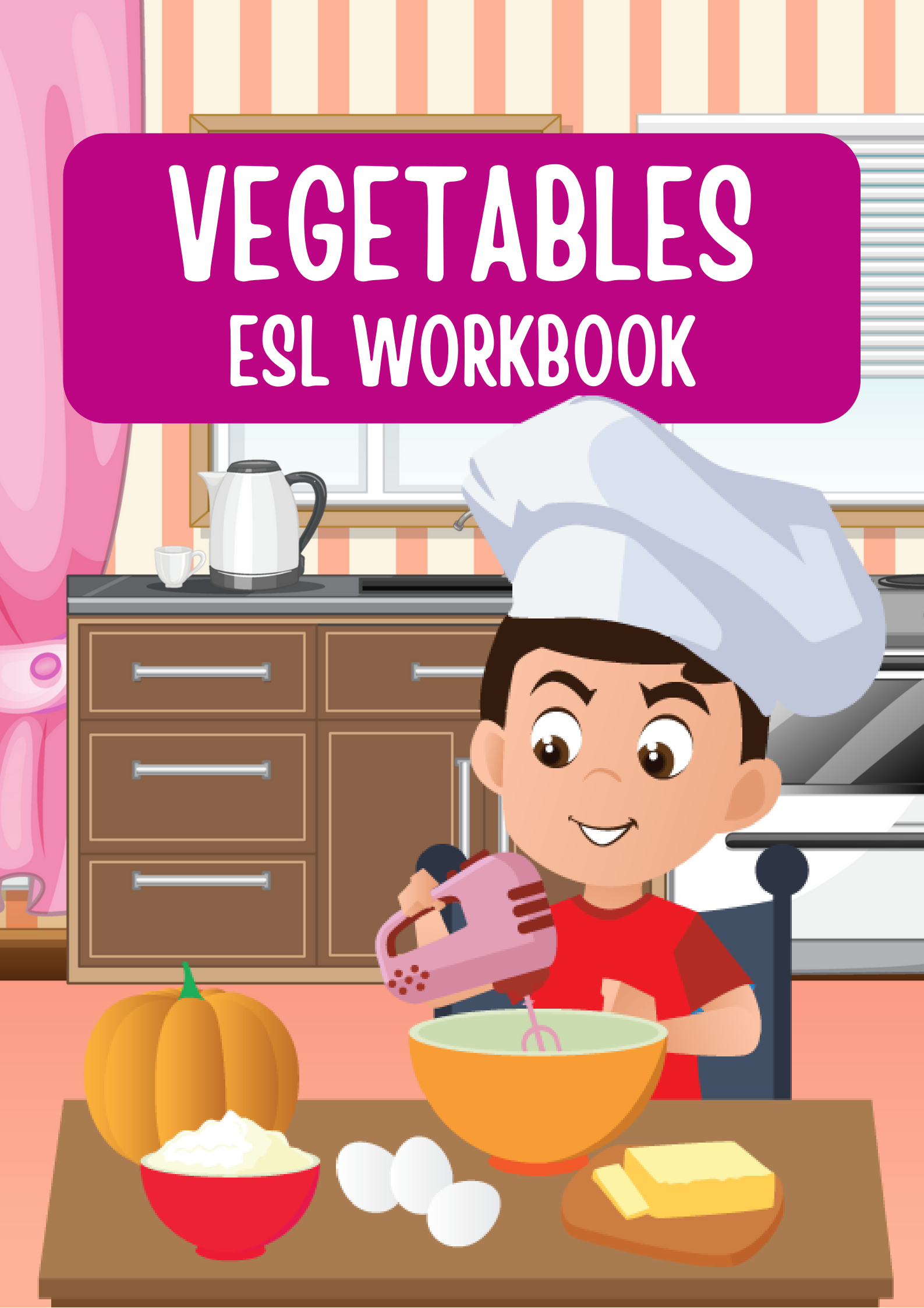


VEGETABLES

ESL WORKBOOK





Politics of using this resource

- ✓ • You can download this file for personal use at home or in your classroom.
- Print as many copies as you like but only for personal use .



YOU MAY NOT:

- Share this PDF on Social medias or personal website without prior permission of the publisher [English Stuffs Library]
- Store or sell them on any website.
- Claim it as your own.
- All pages of this PDF are copyrighted and cannot be extracted and used outside of this file without permission of English Stuffs Library.

For more FREE resources , Follow us on :



www.facebook.com/englishstuffs



www.englishstuffs.com




www.instagram.com/englishstuffs

Name _____


Date _____

VEGETABLES


Identify the pictures below. Use the word bank below to name each picture.




.....



.....



.....



.....

Word Bank:

cucumber	sweet potato	bell pepper	beetroot
----------	--------------	-------------	----------

Name _____


Date _____

VEGETABLES

Identify the pictures below. Use the word bank below to name each picture.



.....



.....



.....



.....

Word Bank:


potato	cabbage	broccoli	turnip
--------	---------	----------	--------

Name _____

Date _____

VEGETABLES


Identify the pictures below. Use the word bank below to name each picture.



.....



.....



.....



.....

Word Bank:

artichoke	carrot	eggplant	onion
-----------	--------	----------	-------

Name _____


Date _____

VEGETABLES

Identify the pictures below. Use the word bank below to name each picture.




.....



.....



.....



.....

Word Bank:


garlic	zucchini	celery	pumpkin
--------	----------	--------	---------

Name _____

Date _____

SENTENCE WRITING

Look at the picture below. Write a sentence that tells about the picture.



.....

.....


.....

Name _____

Date _____

SENTENCE WRITING

Look at the picture below. Write a sentence that tells about the picture.



.....

.....


.....

Name _____

Date _____

SENTENCE WRITING

Look at the picture below. Write a sentence that tells about the picture.




Name _____

Date _____

SENTENCE WRITING

Look at the picture below. Write a sentence that tells about the picture.




Name _____

Date _____

SENTENCE WRITING

Look at the picture below. Write a sentence that tells about the picture.



.....

.....

.....

Name _____

Date _____

SENTENCE WRITING

Look at the picture below. Write a sentence that tells about the picture.



Name _____

Date _____

SENTENCE WRITING

Look at the picture below. Write a sentence that tells about the picture.




Name _____

Date _____

MY FAVORITE VEGETABLE

What is your favorite vegetable?

Handwriting practice lines consisting of solid top and bottom lines with a dashed middle line. There are 10 sets of these lines for writing the answer.



Name _____

Date _____

A SPECIAL RECIPE

What are the steps in making a vegetable dish?


Handwriting practice lines consisting of solid top and bottom lines with a dotted midline. There are 10 sets of these lines for writing the answer.



Name _____

Date _____

COUNTING VEGETABLES




Find and count the following items.



Name _____

Date _____

COUNTING VEGETABLES



Find and count the following items.

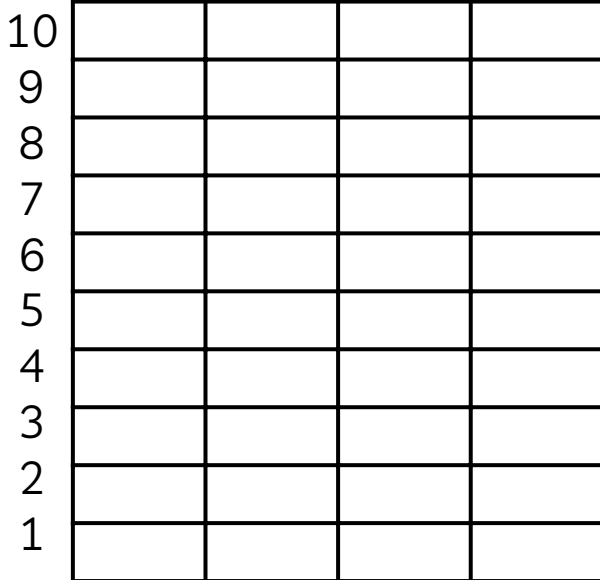



Name _____

Date _____

VEGETABLE GRAPH

Find and graph the items listed. Then answer the questions below.



How many of each?



Which item did you find the most of? _____

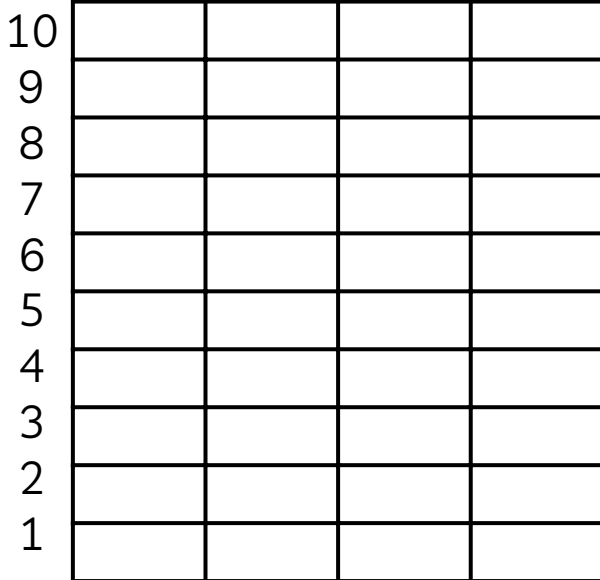

Which item did you find the least of? _____

Name _____

Date _____

VEGETABLE GRAPH

Find and graph the items listed. Then answer the questions below.



How many of each?



Which item did you find the most of? _____






Which item did you find the least of? _____

Name _____

Date _____

FINISH THE PATTERN

Look at the patterns below. Cut out the images at the bottom. Paste the image that comes next in each pattern.









Name _____

Date _____

FINISH THE PATTERN

Look at the patterns below. Cut out the images at the bottom. Paste the image that comes next in each pattern.








Name _____

Date _____

FINISH THE PATTERN

Look at the patterns below. Cut out the images at the bottom. Paste the image that comes next in each pattern.




Name _____

Date _____

COLORING ACTIVITY

Color the picture below.




Name _____

Date _____

COLORING ACTIVITY

Color the picture below.



Name _____

Date _____

COLORING ACTIVITY

Color the picture below.



Name _____

Date _____

COLORING ACTIVITY

Color the picture below.

