

KINDERGARTEN SPRING WORKBOOK





Politics of using this resource

- ✓ • You can download this file for personal use at home or in your classroom.
- Print as many copies as you like but only for personal use .



YOU MAY NOT:

- Share this PDF on Social medias or personal website without prior permission of the publisher [English Stuffs Library]
- Store or sell them on any website.
- Claim it as your own.
- All pages of this PDF are copyrighted and cannot be extracted and used outside of this file without permission of English Stuffs Library.

For more FREE resources , Follow us on :



www.facebook.com/englishstuffs



www.englishstuffs.com



www.instagram.com/englishstuffs

Name _____

Date _____

SPRING VOCABULARY


Identify the pictures below. Use the word bank below to name each picture.



.....



.....



.....



.....

Word Bank:

caterpillar	flower	butterfly	leaf
-------------	--------	-----------	------

Name _____


Date _____

SPRING VOCABULARY


Identify the pictures below. Use the word bank below to name each picture.



.....



.....



.....



.....

Word Bank:

rain	nest	bee	sun
------	------	-----	-----

Name _____

Date _____

SENTENCE WRITING

Look at the picture below. Write a sentence that tells about the picture.



Name _____

Date _____

SENTENCE WRITING

Look at the picture below. Write a sentence that tells about the picture.



Name _____

Date _____

SENTENCE WRITING

Look at the picture below. Write a sentence that tells about the picture.



Name _____

Date _____

SPRING ACTIVITY

What is your favorite spring activity?

Handwriting practice lines consisting of solid top and bottom lines with a dotted midline. There are ten sets of these lines for writing the answer.



Name _____

Date _____

SPRING'S BEST THING

What is the best thing about spring?

Handwriting practice lines consisting of solid top and bottom lines with a dotted midline. There are 10 sets of these lines for writing an answer.



Name _____

Date _____

SIGNS OF SPRINGTIME

What are two things that happen during springtime?

Handwriting practice lines consisting of solid top and bottom lines with a dotted midline. There are 10 sets of these lines for writing an answer.



Name _____

Date _____

MY SPRING GARDEN

If you have a garden, what would you like to plant there?


.....

.....

.....

.....

.....



.....


.....

.....


Name _____

Date _____

SPRING COUNTING



Find and count the following items.







Name _____



Date _____

SPRING COUNTING

Count the fruits and circle the correct number.

	<input type="radio"/> 5 <input type="radio"/> 6 <input type="radio"/> 4
	<input type="radio"/> 2 <input type="radio"/> 1 <input type="radio"/> 3

	<input type="radio"/> 9 <input type="radio"/> 10 <input type="radio"/> 8
	<input type="radio"/> 1 <input type="radio"/> 2 <input type="radio"/> 3


	<input type="radio"/> 6 <input type="radio"/> 4 <input type="radio"/> 5
	<input type="radio"/> 5 <input type="radio"/> 6 <input type="radio"/> 4


Name _____


Date _____


SPRING COUNTING


Count the vegetables and circle the correct number.


	<input type="radio"/> 4
	<input type="radio"/> 6
	<input type="radio"/> 5

	<input type="radio"/> 9
	<input type="radio"/> 10
	<input type="radio"/> 8

	<input type="radio"/> 6
	<input type="radio"/> 5
	<input type="radio"/> 4

	<input type="radio"/> 2
	<input type="radio"/> 3
	<input type="radio"/> 4

	<input type="radio"/> 4
	<input type="radio"/> 5
	<input type="radio"/> 6



	<input type="radio"/> 7
	<input type="radio"/> 8
	<input type="radio"/> 9



Name _____



Date _____

SPRING COUNTING

Count the ladybug spots and circle the correct number.

	<p>1</p> <p>3</p> <p>2</p>		<p>3</p> <p>2</p> <p>1</p>
--	----------------------------	---	----------------------------

	<p>4</p> <p>6</p> <p>5</p>		<p>5</p> <p>7</p> <p>6</p>
---	----------------------------	--	----------------------------


	<p>9</p> <p>10</p> <p>8</p>		<p>1</p> <p>2</p> <p>3</p>
---	-----------------------------	--	----------------------------

Name _____

Date _____

SPRING GRAPH

Find and graph the items listed. Then answer the questions below.



10				
9				
8				
7				
6				
5				
4				
3				
2				
1				

How many of each?



Which item did you find the most of? _____

Which item did you find the least of? _____









Name _____

Date _____

SPRING PATTERN

Look at the patterns below. Cut out the images at the bottom. Paste the image that comes next in each pattern.



Name _____

Date _____

SPRING COLORING

Color the picture below.



Name _____

Date _____

SPRING COLORING

Color the picture below.



Name _____

Date _____

SPRING COLORING

Color the picture below.



Name _____

Date _____

SPRING COLORING

Color the picture below.



Name _____

Date _____

SPRING COLORING

Color the picture below.

