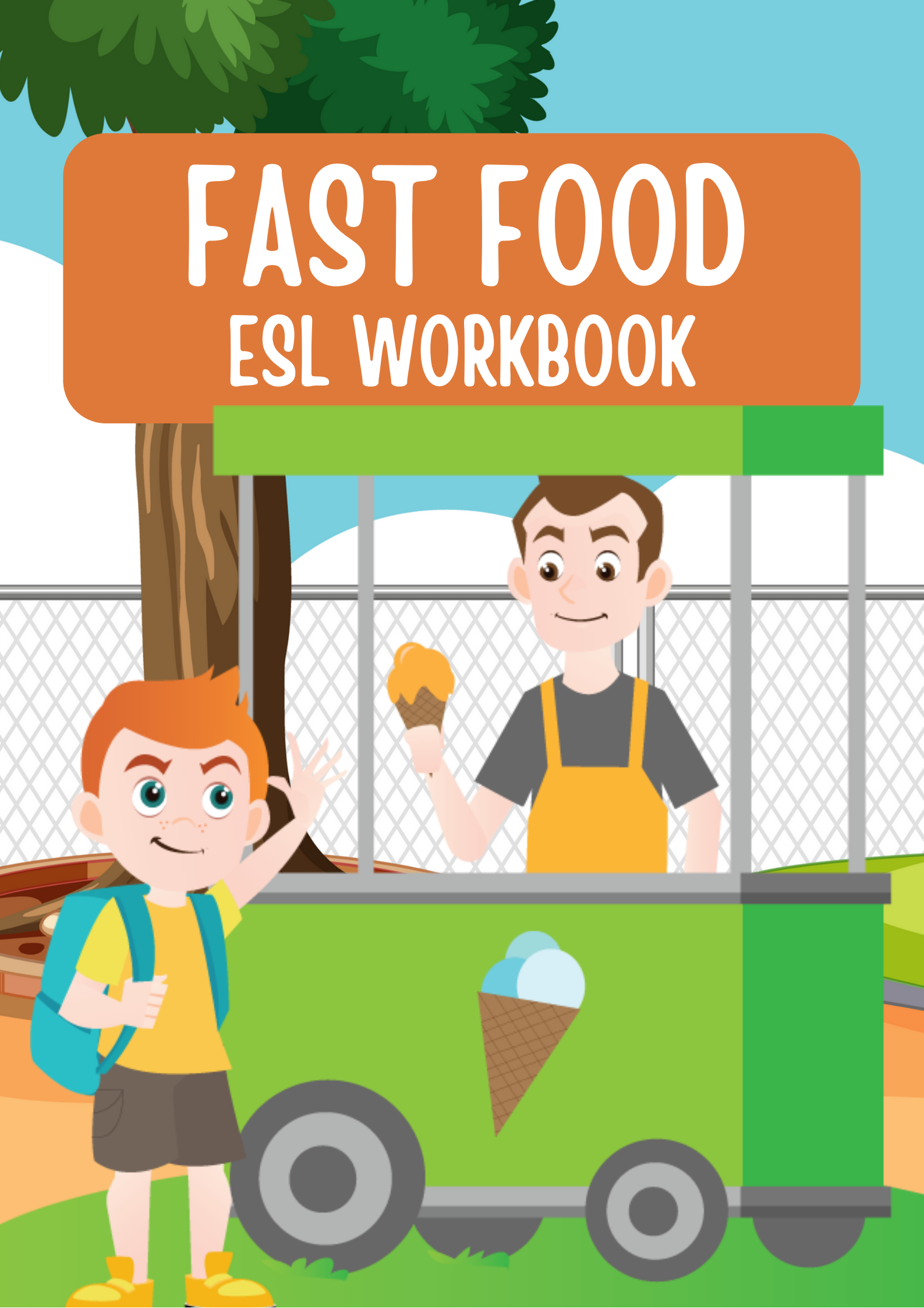


FAST FOOD

ESL WORKBOOK





Politics of using this resource

- ✓ • You can download this file for personal use at home or in your classroom.
- Print as many copies as you like but only for personal use .



YOU MAY NOT:

- Share this PDF on Social medias or personal website without prior permission of the publisher [English Stuffs Library]
- Store or sell them on any website.
- Claim it as your own.
- All pages of this PDF are copyrighted and cannot be extracted and used outside of this file without permission of English Stuffs Library.

For more FREE resources , Follow us on :



www.facebook.com/englishstuffs



www.englishstuffs.com



www.instagram.com/englishstuffs

Name _____

Date _____

FAST FOOD


Identify the pictures below. Use the word bank below to name each picture.




.....



.....



.....



.....

Word Bank:

wrap	fries	burger	hotdog
------	-------	--------	--------

Name _____

Date _____

FAST FOOD


Identify the pictures below. Use the word bank below to name each picture.



.....



.....



.....



.....

Word Bank:

pizza	salad	popcorn	taco
-------	-------	---------	------

Name _____


Date _____

FAST FOOD

Identify the pictures below. Use the word bank below to name each picture.



.....



.....



.....



.....

Word Bank:

noodles	pretzel	cookie	donut
---------	---------	--------	-------

Name _____

Date _____

FAST FOOD

Identify the pictures below. Use the word bank below to name each picture.



.....



.....



.....



.....

Word Bank:

ice cream	chips	chocolate	corndog
-----------	-------	-----------	---------

Name _____

Date _____

SENTENCE WRITING

Look at the picture below. Write a sentence that tells about the picture.



Name _____

Date _____

SENTENCE WRITING

Look at the picture below. Write a sentence that tells about the picture.



.....

.....

.....

Name _____

Date _____

SENTENCE WRITING

Look at the picture below. Write a sentence that tells about the picture.




Name _____

Date _____

SENTENCE WRITING

Look at the picture below. Write a sentence that tells about the picture.




Name _____

Date _____

SENTENCE WRITING

Look at the picture below. Write a sentence that tells about the picture.




Name _____

Date _____

SENTENCE WRITING

Look at the picture below. Write a sentence that tells about the picture.

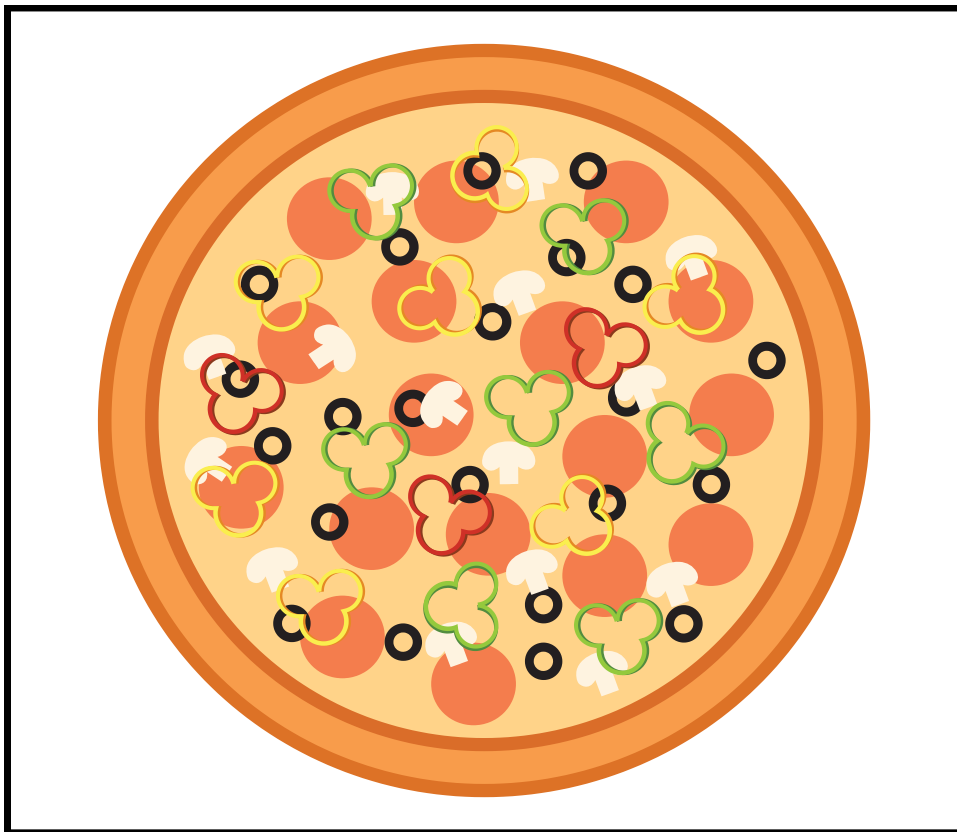


Name _____

Date _____

SENTENCE WRITING

Look at the picture below. Write a sentence that tells about the picture.



Name _____

Date _____

MY FAVORITE FAST FOOD

What is your favorite fast food?

Handwriting practice lines consisting of solid top and bottom lines with a dashed middle line. There are ten sets of these lines for writing the answer.



Name _____

Date _____

MAKING A PIZZA

What are the steps in making a pizza?


Handwriting practice lines consisting of solid top and bottom lines with a dashed middle line. There are 10 sets of these lines for writing the answer.



Name _____

Date _____

COUNTING ACTIVITY



Find and count the following items.



Name _____

Date _____

COUNTING ACTIVITY



Find and count the following items.




Name _____

Date _____

GRAPHING ACTIVITY


Find and graph the items listed. Then answer the questions below.



10				
9				
8				
7				
6				
5				
4				
3				
2				
1				



How many of each?



Which item did you find the most of? _____

Which item did you find the least of? _____

Name _____

Date _____

GRAPHING ACTIVITY

Find and graph the items listed. Then answer the questions below.



10				
9				
8				
7				
6				
5				
4				
3				
2				
1				

How many of each?



Which item did you find the most of? _____

Which item did you find the least of? _____









Name _____

Date _____

COMPLETE THE PATTERN

Look at the patterns below. Cut out the images at the bottom. Paste the image that comes next in each pattern.





Name _____

Date _____

COMPLETE THE PATTERN

Look at the patterns below. Cut out the images at the bottom. Paste the image that comes next in each pattern.









Name _____

Date _____

COMPLETE THE PATTERN

Look at the patterns below. Cut out the images at the bottom. Paste the image that comes next in each pattern.

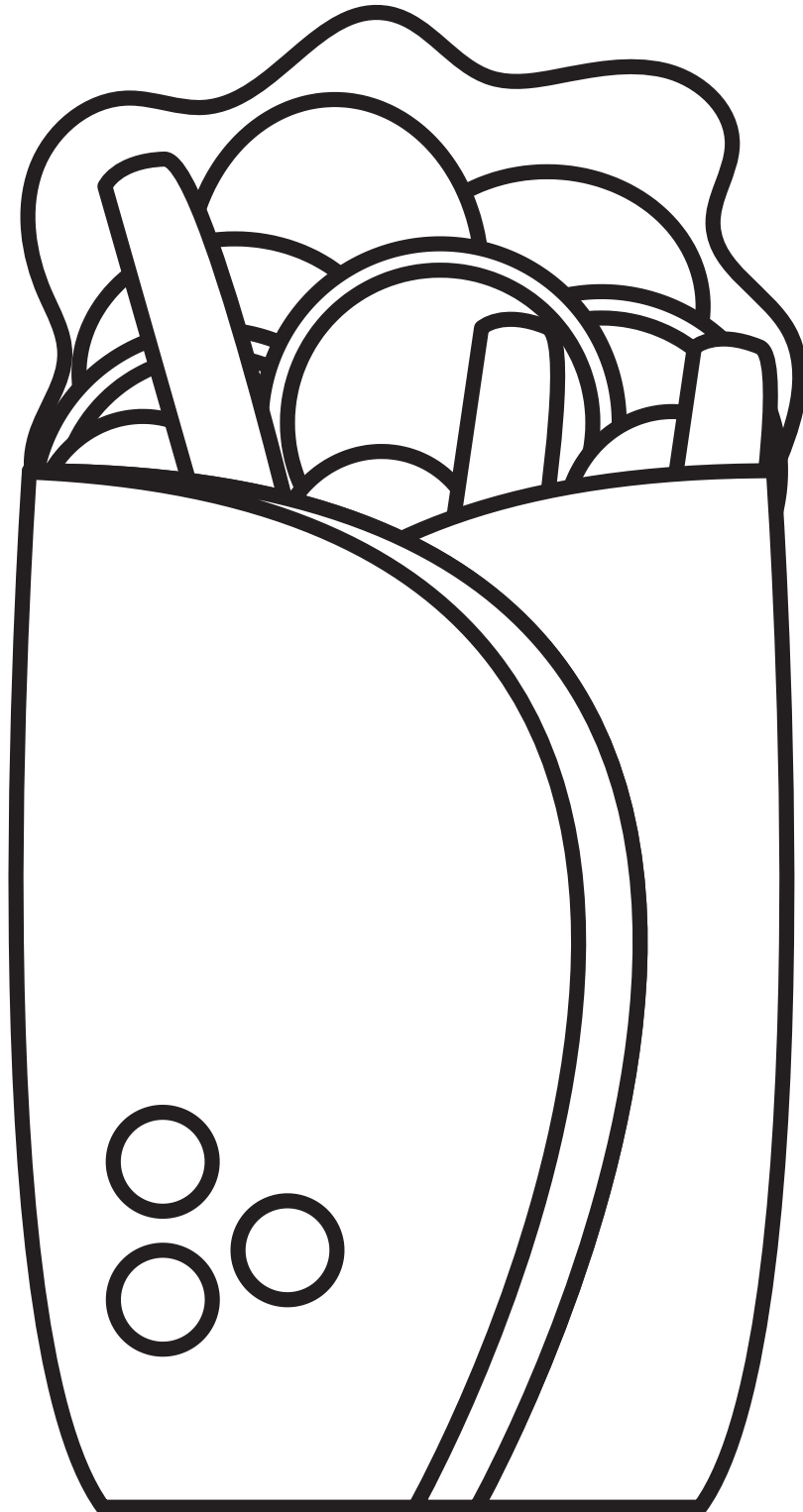


Name _____

Date _____

COLORING ACTIVITY

Color the picture below.




Name _____

Date _____

COLORING ACTIVITY

Color the picture below.



Name _____

Date _____

COLORING ACTIVITY

Color the picture below.



Name _____

Date _____

COLORING ACTIVITY

Color the picture below.



Name _____

Date _____

COLORING ACTIVITY

Color the picture below.

