

KINDERGARTEN HALLOWEEN WORKBOOK





Politics of using this resource

- ✓ • You can download this file for personal use at home or in your classroom.
- Print as many copies as you like but only for personal use .



YOU MAY NOT:

- Share this PDF on Social medias or personal website without prior permission of the publisher [English Stuffs Library]
- Store or sell them on any website.
- Claim it as your own.
- All pages of this PDF are copyrighted and cannot be extracted and used outside of this file without permission of English Stuffs Library.

For more FREE resources , Follow us on :



www.facebook.com/englishstuffs



www.englishstuffs.com



www.instagram.com/englishstuffs

Name _____

Date _____

HALLOWEEN VOCABULARY


Identify the pictures below. Use the word bank below to name each picture.




.....



.....



.....



.....

Word Bank:

bat	zombie	witch	ghost
-----	--------	-------	-------

Name _____

Date _____

HALLOWEEN VOCABULARY

Identify the pictures below. Use the word bank below to name each picture.



.....



.....



.....



.....

Word Bank:

vampire	poison	spider	crow
---------	--------	--------	------


Name _____

Date _____

WRITING PRACTICE

Identify the picture below. Write the correct word beside the picture. Read and write the sentence.

I see a big and black




.

.....

.....

I want to harvest this



.

.....

.....


Name _____

Date _____

WRITING PRACTICE

Identify the picture below. Write the correct word beside the picture. Read and write the sentence.

I felt scared when I saw a



This is a confused




Name _____

Date _____

SENTENCE WRITING

Look at the picture below. Write a sentence that tells about the picture.



Name _____

Date _____

SENTENCE WRITING

Look at the picture below. Write a sentence that tells about the picture.




Name _____

Date _____

SENTENCE WRITING

Look at the picture below. Write a sentence that tells about the picture.




Name _____

Date _____

SENTENCE WRITING

Look at the picture below. Write a sentence that tells about the picture.



Name _____

Date _____

SENTENCE WRITING

Look at the picture below. Write a sentence that tells about the picture.



Name _____

Date _____

SENTENCE WRITING

Look at the picture below. Write a sentence that tells about the picture.



Name _____

Date _____

SENTENCE WRITING

Look at the picture below. Write a sentence that tells about the picture.




Name _____

Date _____

DEAR ZOMBIE

Write a letter to a zombie.

Handwriting practice lines consisting of solid top and bottom lines with a dotted midline. There are 10 sets of these lines for writing a letter.



Name _____

Date _____

DEAR VAMPIRE

Write a letter to a vampire.

Handwriting practice lines consisting of solid top and bottom lines with a dashed middle line, repeated ten times across the page.




Name _____

Date _____

DEAR MONSTER

Write a letter to a monster.

Handwriting practice lines consisting of solid top and bottom lines with a dotted midline. There are 10 sets of these lines for writing a letter.



Name _____

Date _____

DEAR WITCH

Write a letter to a witch.

Handwriting practice lines consisting of solid top and bottom lines with a dotted midline. There are 10 sets of these lines for writing the letter.



Name _____

Date _____

HALLOWEEN COUNTING



Find and count the following Halloween characters.




Name _____

Date _____

HALLOWEEN COUNTING



Find and count the following Halloween characters.






Name _____

Date _____

HALLOWEEN COUNTING



Find and count the following Halloween characters.



Name _____

Date _____

HALLOWEEN GRAPH

Find and graph the items listed. Then answer the questions below.




10				
9				
8				
7				
6				
5				
4				
3				
2				
1				

How many of each?



Which item did you find the most of? _____

Which item did you find the least of? _____




Name _____

Date _____

HALLOWEEN GRAPH

Find and graph the items listed. Then answer the questions below.



10				
9				
8				
7				
6				
5				
4				
3				
2				
1				

How many of each?



Which item did you find the most of? _____

Which item did you find the least of? _____



Name _____

Date _____


HALLOWEEN GRAPH

Find and graph the items listed. Then answer the questions below.



10				
9				
8				
7				
6				
5				
4				
3				
2				
1				

How many of each?



Which item did you find the most of? _____

Which item did you find the least of? _____







Name _____

Date _____

HALLOWEEN PATTERN

Look at the patterns below. Cut out the images at the bottom. Paste the image that comes next in each pattern.



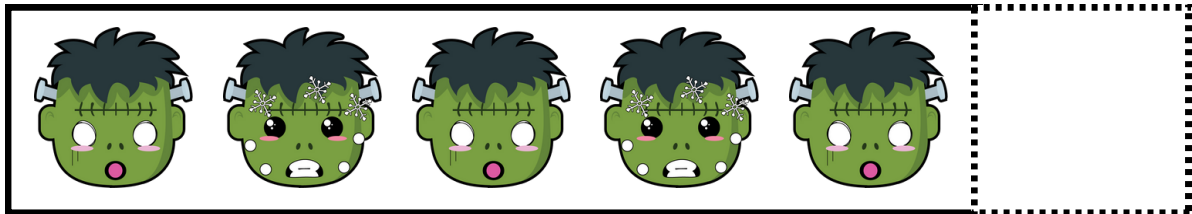




Name _____

Date _____

HALLOWEEN PATTERN

Look at the patterns below. Cut out the images at the bottom. Paste the image that comes next in each pattern.








Name _____

Date _____

HALLOWEEN PATTERN

Look at the patterns below. Cut out the images at the bottom. Paste the image that comes next in each pattern.







Name _____

Date _____

HALLOWEEN PATTERN

Look at the patterns below. Cut out the images at the bottom. Paste the image that comes next in each pattern.




Name _____

Date _____

HALLOWEEN COLORING

Color the picture below.




Name _____

Date _____

HALLOWEEN COLORING

Color the picture below.




Name _____

Date _____

HALLOWEEN COLORING

Color the picture below.




Name _____

Date _____

HALLOWEEN COLORING

Color the picture below.



Name _____

Date _____

HALLOWEEN COLORING

Color the picture below.





Politics of using this resource

- ✓ • You can download this file for personal use at home or in your classroom.
- Print as many copies as you like but only for personal use .



YOU MAY NOT:

- Share this PDF on Social medias or personal website without prior permission of the publisher [English Stuffs Library]
- Store or sell them on any website.
- Claim it as your own.
- All pages of this PDF are copyrighted and cannot be extracted and used outside of this file without permission of English Stuffs Library.

For more FREE resources , Follow us on :



www.facebook.com/englishstuffs



www.englishstuffs.com



www.instagram.com/englishstuffs