

# KINDERGARTEN AUTUMN WORKBOOK





## Politics of using this resource

- ✓ You can download this file for personal use at home or in your classroom.
- Print as many copies as you like but only for personal use .



### **YOU MAY NOT:**

- Share this PDF on Social medias or personal website without prior permission of the publisher [ English Stuffs Library ]
- Store or sell them on any website.
- Claim it as your own.
- All pages of this PDF are copyrighted and cannot be extracted and used outside of this file without permission of English Stuffs Library.

**For more FREE resources , Follow us on :**



**[www.facebook.com/englishstuffs](https://www.facebook.com/englishstuffs)**



**[www.englishstuffs.com](http://www.englishstuffs.com)**



**[www.instagram.com/englishstuffs](https://www.instagram.com/englishstuffs)**

Name \_\_\_\_\_

Date \_\_\_\_\_

# AUTUMN VOCABULARY

Identify the pictures below. Use the word bank below to name each picture.



\_\_\_\_\_

.....

\_\_\_\_\_



\_\_\_\_\_

.....

\_\_\_\_\_



\_\_\_\_\_

.....

\_\_\_\_\_



\_\_\_\_\_

.....

\_\_\_\_\_

## Word Bank:

acorn	apple	mushroom	leaf
-------	-------	----------	------

Name \_\_\_\_\_

Date \_\_\_\_\_

# AUTUMN VOCABULARY


Identify the pictures below. Use the word bank below to name each picture.



\_\_\_\_\_

.....

\_\_\_\_\_



\_\_\_\_\_

.....

\_\_\_\_\_



\_\_\_\_\_

.....

\_\_\_\_\_



\_\_\_\_\_

.....

\_\_\_\_\_

## Word Bank:

pie	deer	pumpkin	squirrel
-----	------	---------	----------

Name \_\_\_\_\_

Date \_\_\_\_\_

# SENTENCE WRITING

Look at the picture below. Write a sentence that tells about the picture.



\_\_\_\_\_

.....

\_\_\_\_\_

\_\_\_\_\_

.....

\_\_\_\_\_

\_\_\_\_\_

.....

\_\_\_\_\_

Name \_\_\_\_\_

Date \_\_\_\_\_

# SENTENCE WRITING

Look at the picture below. Write a sentence that tells about the picture.



---

---

---

---

---

---

---

---

---

---

Name \_\_\_\_\_

Date \_\_\_\_\_

# SENTENCE WRITING

Look at the picture below. Write a sentence that tells about the picture.



---

---

---

---

---

---

---

---

---

---

Name \_\_\_\_\_

Date \_\_\_\_\_

# SENTENCE WRITING

Look at the picture below. Write a sentence that tells about the picture.



---

---

---

---

---

---

---

---

---

---



Name \_\_\_\_\_

Date \_\_\_\_\_

# SENTENCE WRITING

Look at the picture below. Write a sentence that tells about the picture.



---

---

---

---

---

---

---

---

---


---

Name \_\_\_\_\_

Date \_\_\_\_\_

# SENTENCE WRITING

Look at the picture below. Write a sentence that tells about the picture.



---

---

---

---

---

---

---

---

---

---

Name \_\_\_\_\_

Date \_\_\_\_\_

# SENTENCE WRITING

Look at the picture below. Write a sentence that tells about the picture.



---

---

---

---

---

---

---

---

---

---

Name \_\_\_\_\_

Date \_\_\_\_\_

# AUTUMN ACTIVITY

What is your favorite autumn activity?

Handwriting practice lines consisting of solid top and bottom lines with a dotted midline. There are five sets of these lines for writing the answer.



Handwriting practice lines consisting of solid top and bottom lines with a dotted midline. There are five sets of these lines for writing the answer.


Name \_\_\_\_\_

Date \_\_\_\_\_

# AUTUMN'S BEST THING

What is the best thing about autumn?

Handwriting practice lines consisting of solid top and bottom lines with a dotted midline. There are 10 sets of these lines for writing an answer.



Name \_\_\_\_\_

Date \_\_\_\_\_

# MY AUTUMN CRAFT

What autumn craft activity do you love to do?

Handwriting practice lines consisting of solid top and bottom lines with a dotted midline. There are 10 sets of these lines for writing the answer.



Name \_\_\_\_\_

Date \_\_\_\_\_

# MY AUTUMN PIE

How do you make a pie?


Handwriting practice area consisting of multiple sets of horizontal lines. Each set includes a solid top line, a dashed middle line, and a solid bottom line.



Name \_\_\_\_\_

Date \_\_\_\_\_

# AUTUMN COUNTING



Find and count the following items.









Name \_\_\_\_\_



Date \_\_\_\_\_

# AUTUMN COUNTING

Count the apples and circle the correct number.

	<p>5</p> <p>6</p> <p>7</p>		<p>5</p> <p>3</p> <p>4</p>
---	----------------------------	--	----------------------------

	<p>1</p> <p>2</p> <p>3</p>		<p>8</p> <p>7</p> <p>6</p>
---	----------------------------	--	----------------------------


	<p>2</p> <p>4</p> <p>3</p>		<p>2</p> <p>3</p> <p>4</p>
---	----------------------------	--	----------------------------


Name \_\_\_\_\_


Date \_\_\_\_\_


# AUTUMN COUNTING


Count the ants and circle the correct number.


	<input type="radio"/> 1
	<input type="radio"/> 2
	<input type="radio"/> 3

	<input type="radio"/> 3
	<input type="radio"/> 5
	<input type="radio"/> 4

	<input type="radio"/> 10
	<input type="radio"/> 9
	<input type="radio"/> 11

	<input type="radio"/> 7
	<input type="radio"/> 5
	<input type="radio"/> 6

	<input type="radio"/> 4
	<input type="radio"/> 5
	<input type="radio"/> 6



	<input type="radio"/> 2
	<input type="radio"/> 1
	<input type="radio"/> 3



Name \_\_\_\_\_



Date \_\_\_\_\_

# AUTUMN COUNTING

Count the butterfly dots and circle the correct number.

	<p>7</p> <p>6</p> <p>8</p>		<p>3</p> <p>4</p> <p>5</p>
---	----------------------------	--	----------------------------

	<p>4</p> <p>2</p> <p>3</p>		<p>7</p> <p>8</p> <p>6</p>
---	----------------------------	--	----------------------------

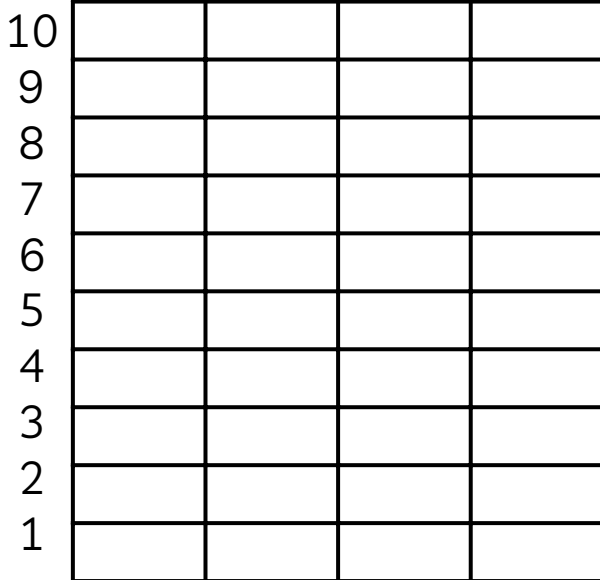

	<p>6</p> <p>5</p> <p>4</p>		<p>1</p> <p>2</p> <p>3</p>
---	----------------------------	--	----------------------------

Name \_\_\_\_\_


Date \_\_\_\_\_

# AUTUMN GRAPH

Find and graph the items listed. Then answer the questions below.



How many of each?



Which item did you find the most of? \_\_\_\_\_





Which item did you find the least of? \_\_\_\_\_

Name \_\_\_\_\_

Date \_\_\_\_\_

# AUTUMN PATTERN

Look at the patterns below. Cut out the images at the bottom. Paste the image that comes next in each pattern.



Name \_\_\_\_\_

Date \_\_\_\_\_

# AUTUMN COLORING

Color the picture below.




Name \_\_\_\_\_

Date \_\_\_\_\_

# AUTUMN COLORING

Color the picture below.



Name \_\_\_\_\_

Date \_\_\_\_\_

# AUTUMN COLORING

Color the picture below.





Name \_\_\_\_\_

Date \_\_\_\_\_

# AUTUMN COLORING

Color the picture below.



Name \_\_\_\_\_

Date \_\_\_\_\_

# AUTUMN COLORING

Color the picture below.



Name \_\_\_\_\_

Date \_\_\_\_\_

# AUTUMN COLORING

Color the picture below.





## Politics of using this resource

- ✓ You can download this file for personal use at home or in your classroom.
- Print as many copies as you like but only for personal use .



### **YOU MAY NOT:**

- Share this PDF on Social medias or personal website without prior permission of the publisher [ English Stuffs Library ]
- Store or sell them on any website.
- Claim it as your own.
- All pages of this PDF are copyrighted and cannot be extracted and used outside of this file without permission of English Stuffs Library.

**For more FREE resources , Follow us on :**



**[www.facebook.com/englishstuffs](https://www.facebook.com/englishstuffs)**



**[www.englishstuffs.com](http://www.englishstuffs.com)**



**[www.instagram.com/englishstuffs](https://www.instagram.com/englishstuffs)**